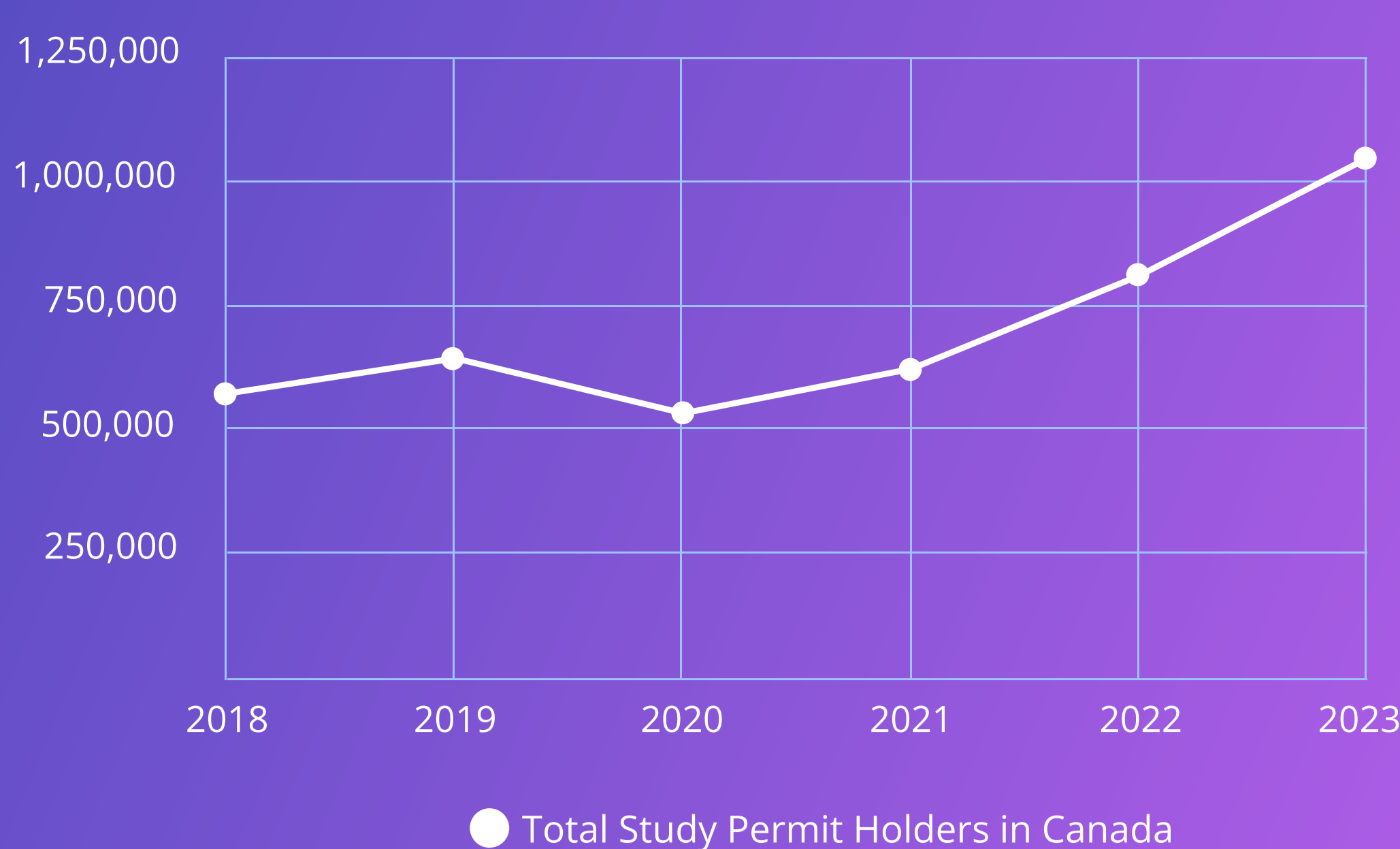


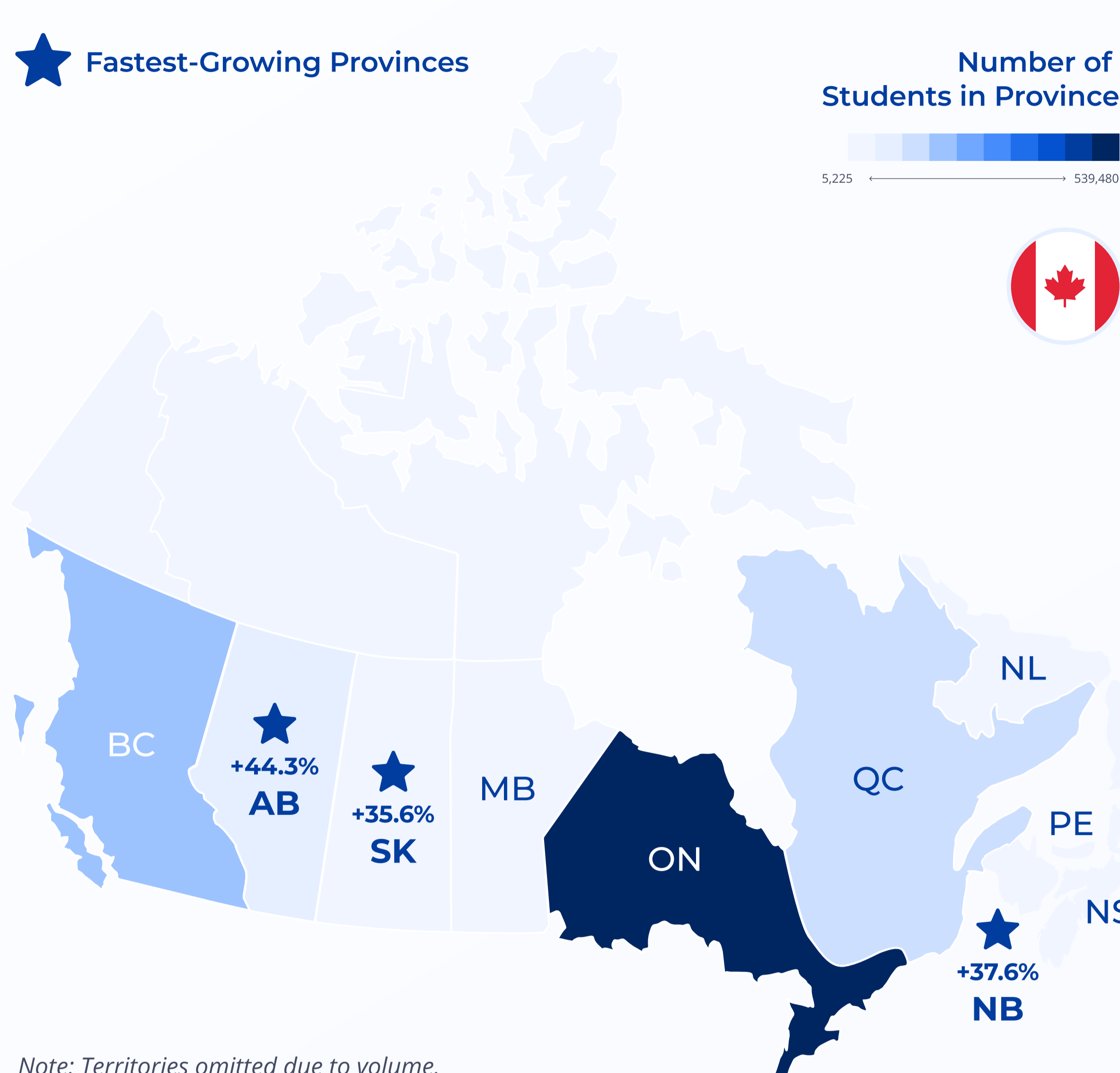
Analyzing the 1 Million International Students Canada Hosted in 2023

29.4% increase in Canadian study permit holders since 2022



Distribution of International Students in Canada

Province	2022	2023	Change
Newfoundland & Labrador	6,210	7,240	+16.6%
Nova Scotia	20,805	26,490	+27.3%
Prince Edward Island	4,475	5,225	+16.8%
New Brunswick*	11,445	15,750	+37.6%
Quebec	94,460	117,745	+24.7%
Ontario	412,460	539,480	+30.8%
Manitoba	22,160	27,675	+24.9%
Saskatchewan*	13,140	17,815	+35.6%
Alberta*	43,485	62,750	+44.3%
British Columbia	165,335	204,100	+23.4%



Fastest-Growing Source Countries

8 of the top 10 fastest-growing source countries in 2023 were African nations

Rank	Source Country	2022	2023	Change
1	Guinea	1,695	4,745	+179.9%
2	Ghana	3,455	9,235	+167.3%
3	Nepal	7,680	20,465	+166.5%
4	Nigeria	21,555	45,965	+113.2%
5	Rwanda	1,385	2,785	+101.1%
6	Cameroon	4,055	8,095	+99.6%
7	Côte d'Ivoire	3,465	6,530	+88.5%
8	Senegal	3,080	5,680	+84.4%
9	Algeria	7,480	13,335	+78.3%
10	Haiti	1,910	3,290	+72.3%

Note: Minimum of 2,500 study permit holders in 2023

Top Source Countries

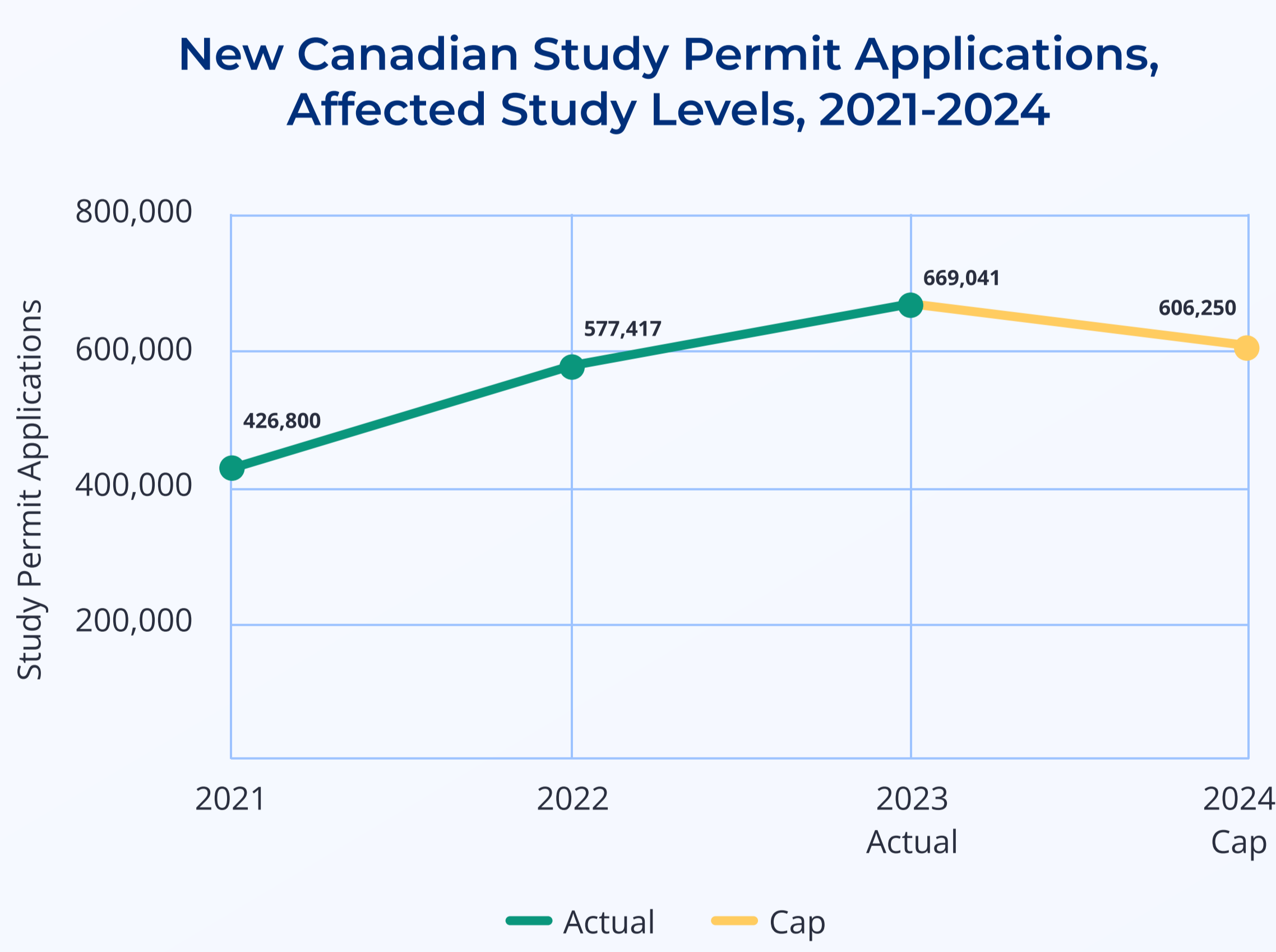
Rank	Source Country	2023	Change
1	India	427,085	+34.1%
2	China	102,150	+2.7%
3	Philippines	48,870	+51.2%
4	Nigeria	45,965	+113.3%
5	France	26,980	-0.1%

Nigeria Sees Record Growth

Nigeria is emerging as one of Canada's most promising source countries for the future. 113% more Nigerian students studied in Canada in 2023 than the year before. The size of Nigeria's student-age population (18-25) is a strong indicator that this growth will continue.

ApplyBoard's Student Cap Projections*

Study Location	Application Cap Projections*	Difference From 2023
Newfoundland & Labrador	8,084	+5,431
Nova Scotia	15,952	-4,159
Prince Edward Island	2,631	+92
New Brunswick	12,606	-2,895
Quebec	133,858	+29,311
Ontario	236,373	-133,404
Manitoba	21,921	+1,744
Saskatchewan	18,234	+4,992
Alberta	71,149	+36,243
British Columbia	83,486	-1,931
Nunavut	611	+601
Northwest Territories	670	+644
Yukon	675	+540



Since schools will have a set limit on the number of applications they can accept, they might be less inclined to accept applications from countries where approval rates have traditionally been low.

*Note that these projections for 2024 are estimates only calculated with available 2023 IRCC data and Statistics Canada Q4 population data. They contain certain underlying assumptions due to continuing data availability limitations as of February 14, 2024. ApplyBoard is not liable for the accuracy of the projections.

Student Diversity on the Rise

India and China perennially account for the majority of international students in Canada. However, Canada's student population is becoming more diverse. Since 2019, student populations from other countries have steadily grown, gaining a 5.5% market share increase.

2019

2023

Indian Interest Falls

After consistently decreasing since July, the number of study permits processed for Indian students in December 2023 dropped by 61% compared to the previous year, marking the largest decline among the 8 months that experienced a decrease in 2023. Due to this decline in demand, combined with the application cap and higher cost of living requirements, it's expected that there will be a noticeable decrease in the number of Indian students coming to Canada in 2024.

Want to Learn More?

[Read Our ApplyInsights Article](#)